

Uterus Types in Different Species

- Simplex
 - No horns; isthmus connected to uterine body
 - Primates
- Duplex
 - Large horns, no body, 2 cervices
 - Rodents, lagomorphs
- Bicornuate
 - Has both uterine horns and uterine body
pigs (large horns); cow, mare, sheep
(moderate horns and body)

Porcine Reproductive Anatomy

Bicornuate Uterus

Uterine Horn

Mesometrium

Bladder

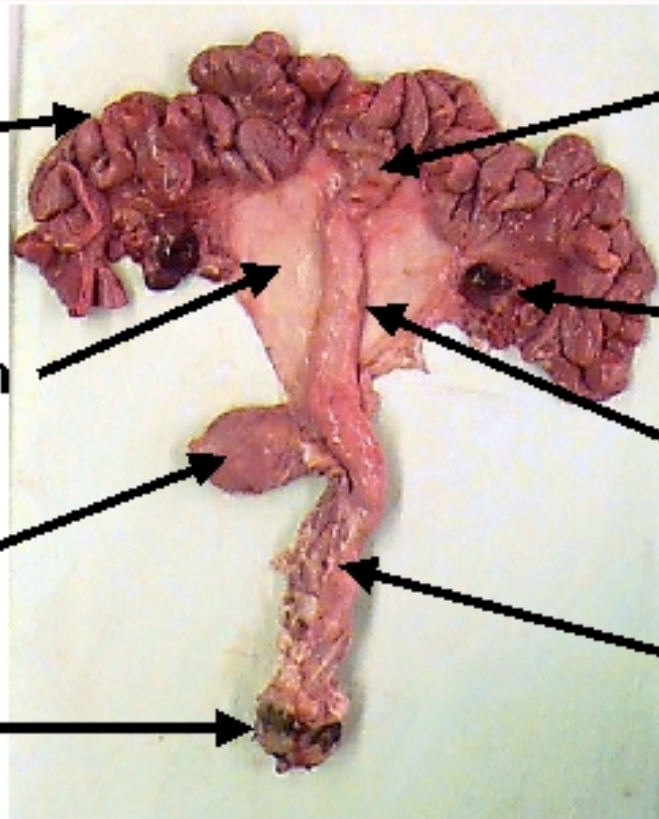
Vulva

Uterine Body

Ovary

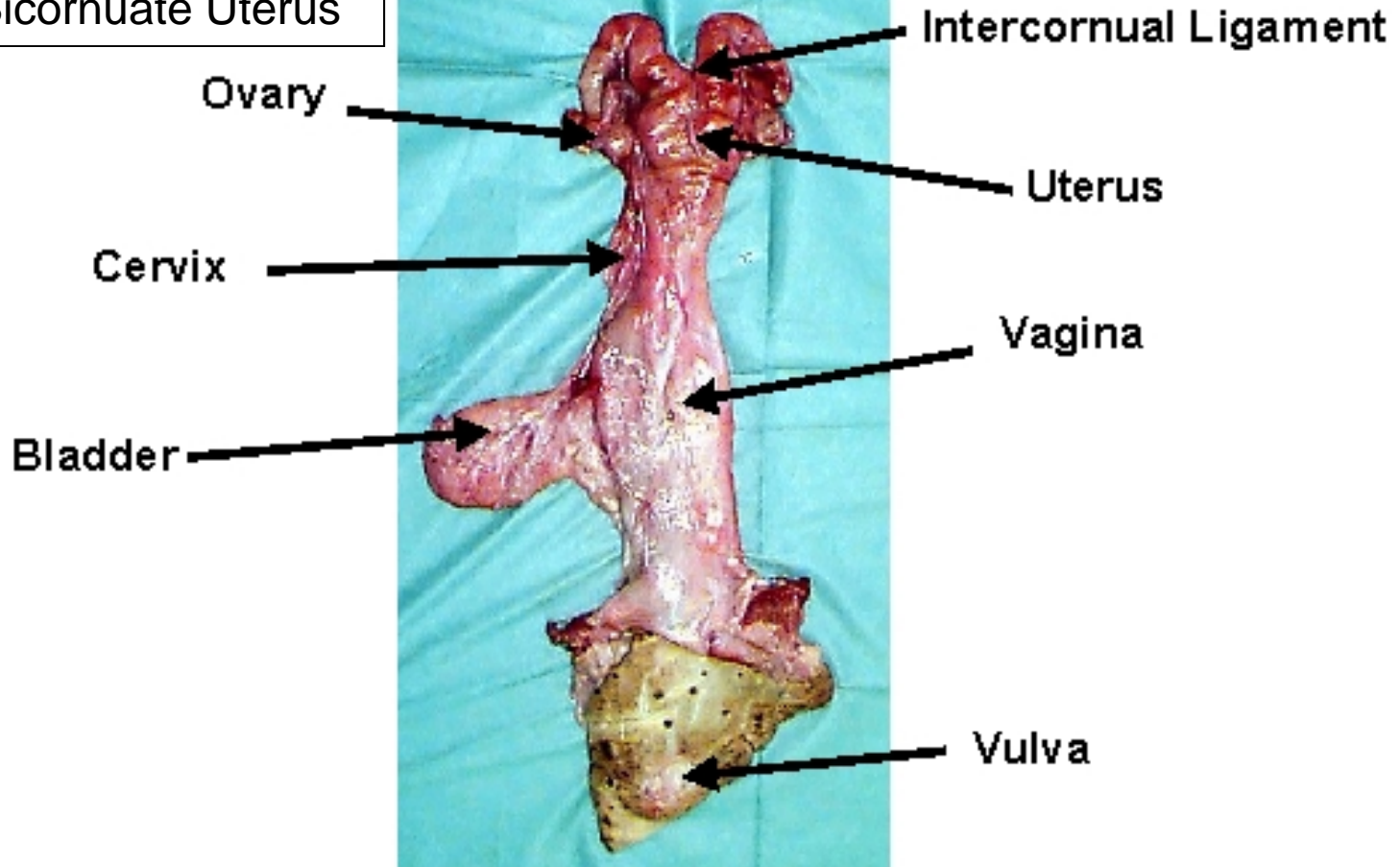
Cervix

Vagina



Bovine Reproductive Tract

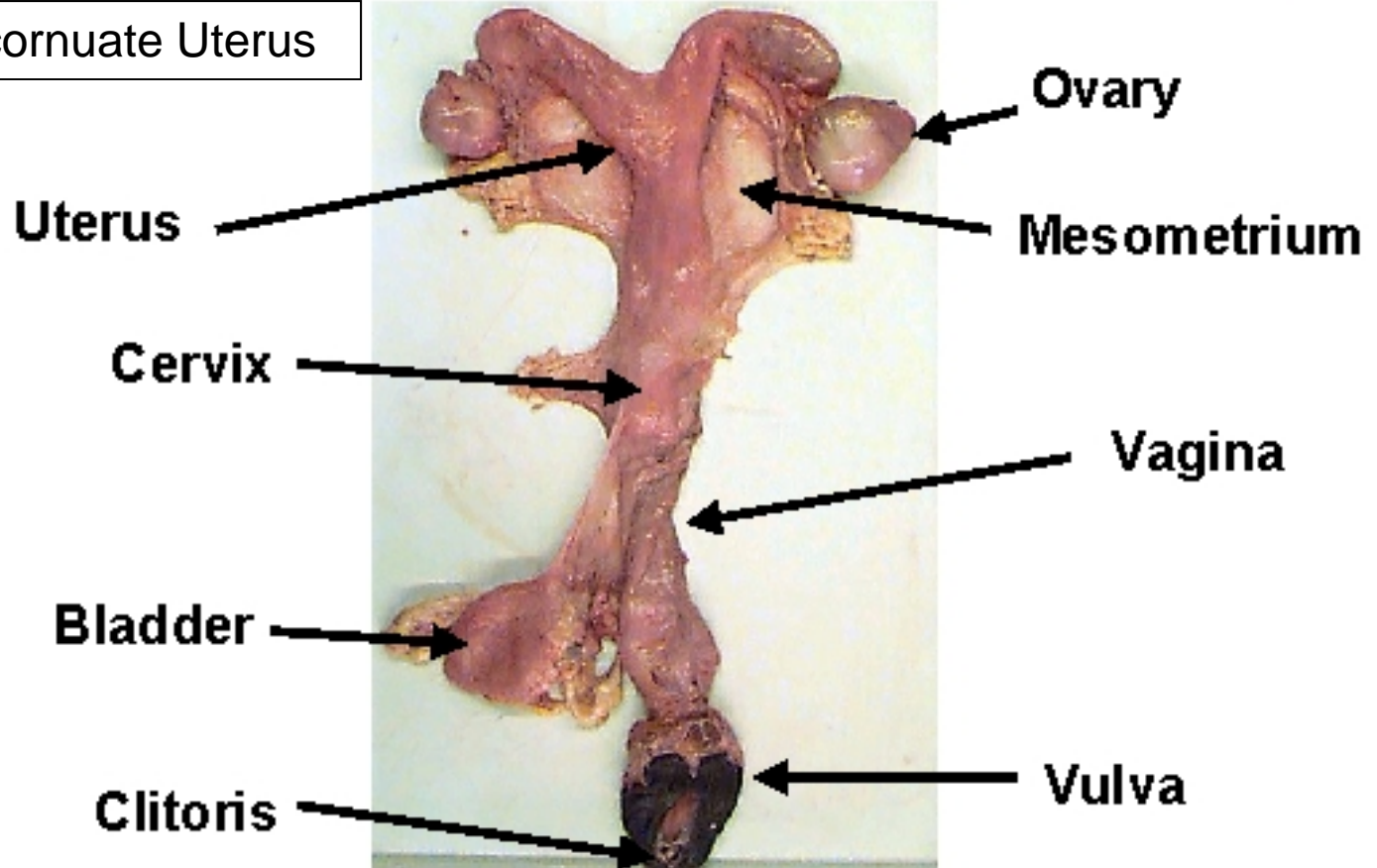
Bicornuate Uterus



From : Learning reproduction in farm animals, at
<http://animalsciences.missouri.edu/reprod/images.htm>

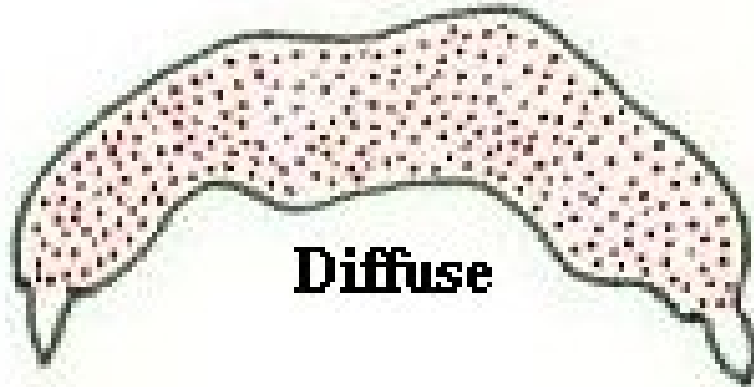
Mare Reproductive Tract

Bicornuate Uterus



From : Learning reproduction in farm animals, at <http://animalsciences.missouri.edu/reprod/images.htm>

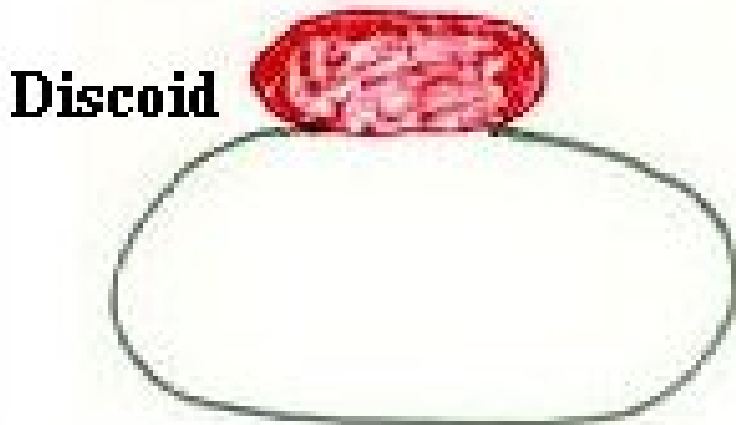
Diagrams of Placenta Types




Diffuse



Cotyledonary



Discoid

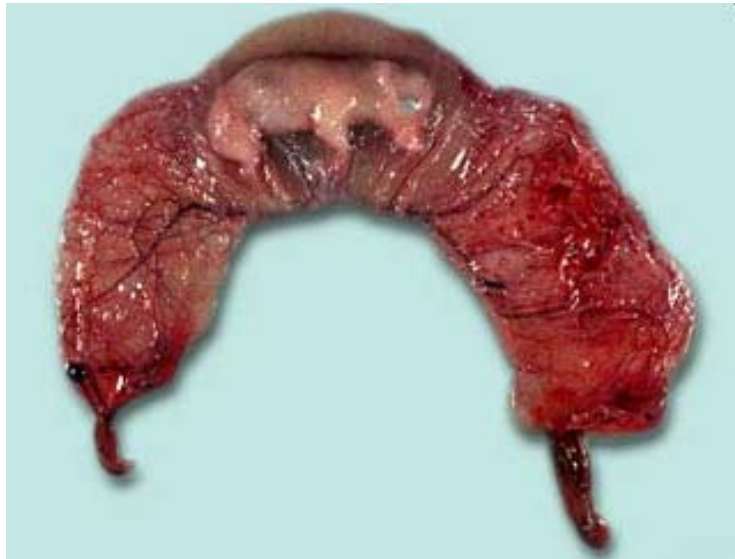


Zonary

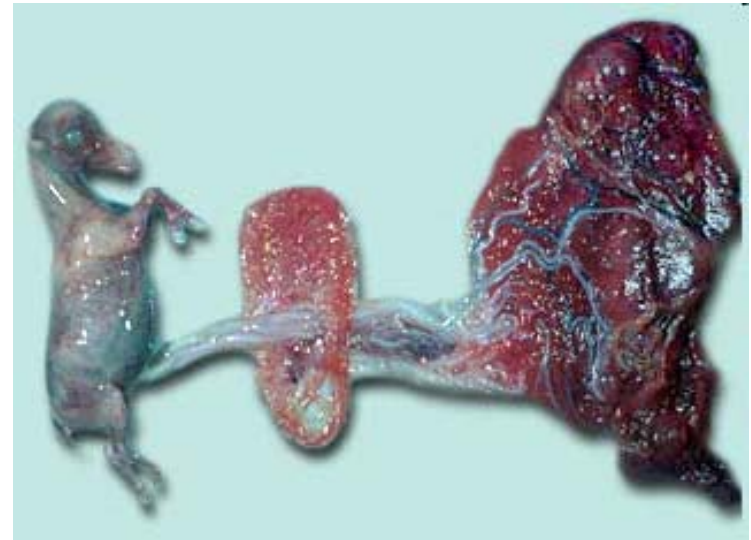
Placenta Types in Different Species

Type	Found in:
Diffuse	Horse, pig
Cotyledonary	Cows, ewes, other ruminants
Zonary	Dogs, cats, seals, bears, elephants
Discoidal	Primates (incl. humans) and rodents

Examples of Diffuse Placentas



Pig



Horse

© Dr. U. Kupfer, Department für klinische Veterinärmedizin, Bern

From: <http://www.embryology.ch/anglais/fplacenta/popuppl/type/diffus.html>

Cotyledonary Placenta - Ruminant



© Institut für Anatomie, Tierspital Bern

From: <http://www.embryology.ch/anglais/fplacenta/popuppl/type/cotyledonaire.html>

Zonary Placenta



© Institut für Anatomie, Tierspital Bern

From: <http://www.embryology.ch/anglais/fplacenta/popuppl/type/zonaire.html>

Discoidal Placenta - Primates



© Zentrum für Fish- und Wildtiermedizin, Tierspital Bern

From: <http://www.embryology.ch/anglais/fplacenta/popuppl/type/primate.html>